

Team members: _____

Date: _____

Class: _____

Time That Star!

Day 2 Binary Star Plots

Summary

Use the following plots are based on the data provided in the Time That Star! Day 2 Binary Data tables

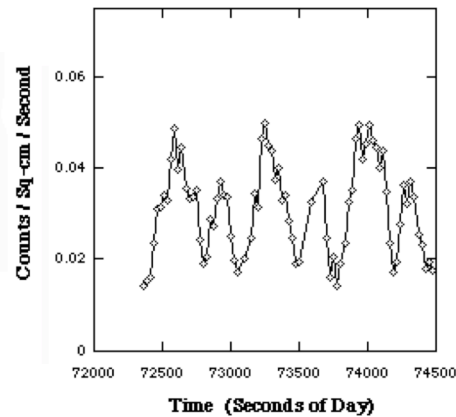


Stellar Rotation Data

The following two data sets can tell astronomers how fast a star is rotating.

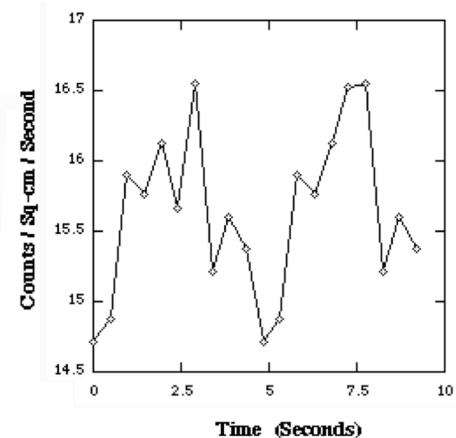
GX 301-2 Stellar Rotation Data

These data for GX 301-2 are from the A2 experiment aboard the HEAO-1 satellite. All data are from 1 February 1978. The time is in seconds from the beginning of that day.



Cen X-3 Data

These data for Cen X-3 are from EXOSAT satellite's Medium Energy experiment. All data are from 19 June 1985. The time is in seconds from the beginning of that day.



Team members: _____

Date: _____

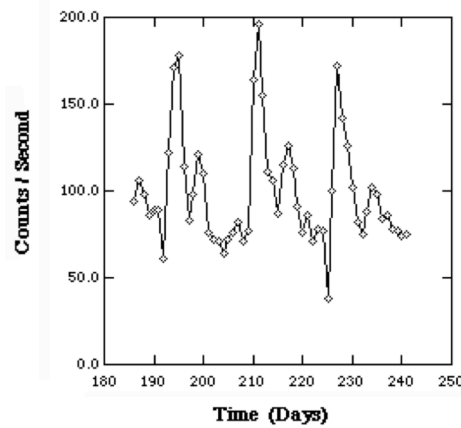
Class: _____

Orbital Rotation Data

The following two data sets can tell astronomers how fast two stars are orbiting each other.

Cir X-1 Orbital Data

These data for Cir X-1 are from the RXTE Satellite's All Sky Monitor. The time is the number of days from the beginning of the mission.



GX 301-2 Orbital Data

These data for GX 301-2 are from the Vela 5B satellite. The time is the number of days from the beginning of the mission.

